



Revolutionizing EEG

State-of-the-art **active** dry-electrode technology

Wireless ambulatory research-grade EEG

Resistant to electrical and motion artifacts

Fast-donning and comfortable for long-term use

Positive user-experience for all


Recording in natural environments

High data integrity

Enhanced efficiency and throughput

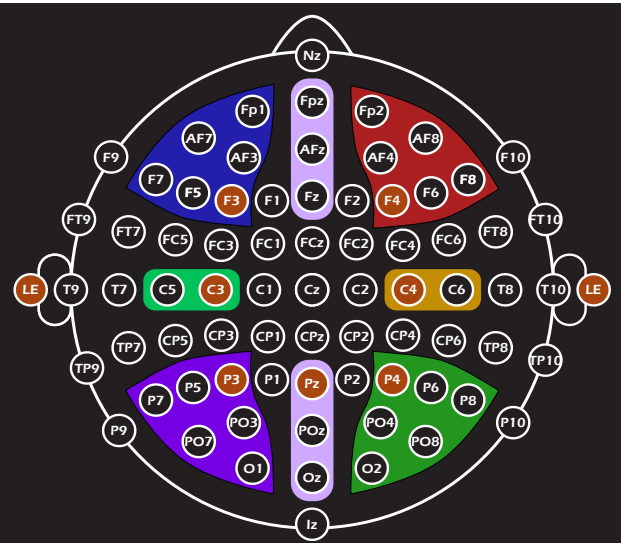
Applications

Neuroscience research
Neurofeedback
Brain-Computer Interfaces
Neuromarketing
and many more...



The DSI-7 is a complete, research-grade wireless EEG system designed for rapid application of 7 sensors at positions corresponding to locations within the International 10-20 System. Sensor locations can be customized on demand by the manufacturer.

The system comprises ultra-high impedance active Dry Sensor Interface (DSI) sensors that function through hair, requiring no skin preparation or conductive gels. The sensors can be individually adjusted to optimize contact impedance. They are spring-loaded to provide constant, comfortable contact pressure that mitigates movement artifacts seen during ambulation and are actively and passively shielded to prevent contamination from electrical artifacts.



Customizable sensor locations: One sensor location can be selected per color area. Orange circles indicate the default locations

Uncompromising Signal Quality

- Active dry electrode sensor with 2-stage amplification and digitization in headset
- Research-grade EEG signal (>90% correlation with conventional wet electrode systems)
- Patented artifact-resistant electro-mechanical designs suitable for ambulation in naturalistic environments
- Continuous impedance and signal quality monitoring

Practical EEG

- Fully integrated, complete EEG system in a single device
- Rapid set-up (< 1 min) and clean-up time (< 1 min)
- Adjustable to fit a wide range of head sizes
 - Adult version: 52-62 cm circumference
 - Child version: 48-54 cm circumference
- Comfortable for continuous and repeated use

Powerful Options

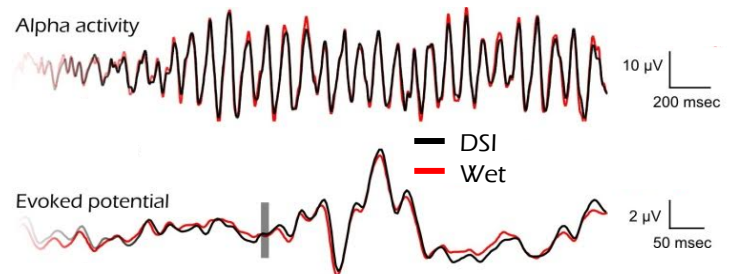
- Wireless triggering for synchronizing multiple devices (hyper-scanning) and ambulatory ERPs
- Bluetooth or wired-USB transmission
- Optional internal storage for computer-free recording
- Optional embedded 3D accelerometers

Intuitive Software Included

- DSI-Streamer
 - Signal quality metrics
 - ERPs
 - File formats: EDF, CSV (filtered and raw)
- C-based API for Windows/Mac/Linux
- LSL, TCP/IP streaming

Synchronized Interfaces

- Eye-tracking
- Motion capture
- NeuroGuide / BrainSurfer
- EEGLAB / ERPLAB / BCILAB
- Mensia Neuro RT / OpenVibe
- TEA Ergo CAPTIV
- BCI2000
- E-Prime
- Presentation



Technical Specifications

- Sensor locations: Can be customized on demand by manufacturer
- Reference: Common-mode-follower
- Ground: Fpz
- Positional accuracy: Within 1.5 cm
- Amplifier/digitizer: 16 bits, 7 channels
- A/D resolution: 0.317 µV referred to input
- Sampling rate: 300 Hz (600 Hz option)
- Bandwidth: 0.003-150 Hz
- Gain: 60
- CMRR: > 120 dB
- Channel cross-talk: < -70 dB with sensors
- Input impedance (1Hz): 47 GΩ
- Input bias current: < 25 pA
- DC offset tolerance: ± 200 mV
- Maximum input range: 10mV p-p
- Noise (1-50Hz): < 3 µV p-p
- Digital inputs: 4 bits
- Wireless: Bluetooth
- Wireless range: 10 m
- Run-time: > 12 h

Exclusive Distributor in the U.K. and Ireland



Unit 4, Foundry Court, Foundry Lane
 Horsham, West Sussex, RH13 5PY, U.K.
 Tel: +44(0) 1403 260156
 Fax: +44(0) 1403 260175
info@advancedmedicalequipment.com
www.advancedmedicalequipment.com

16744 West Bernardo Dr., San Diego, CA 92127
 +1-858-412-1812 - wearablesensing.com